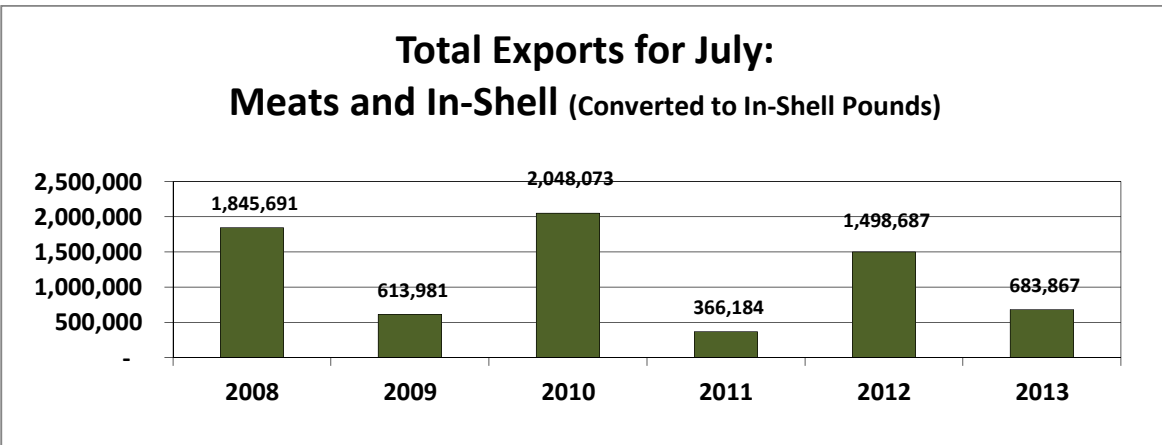
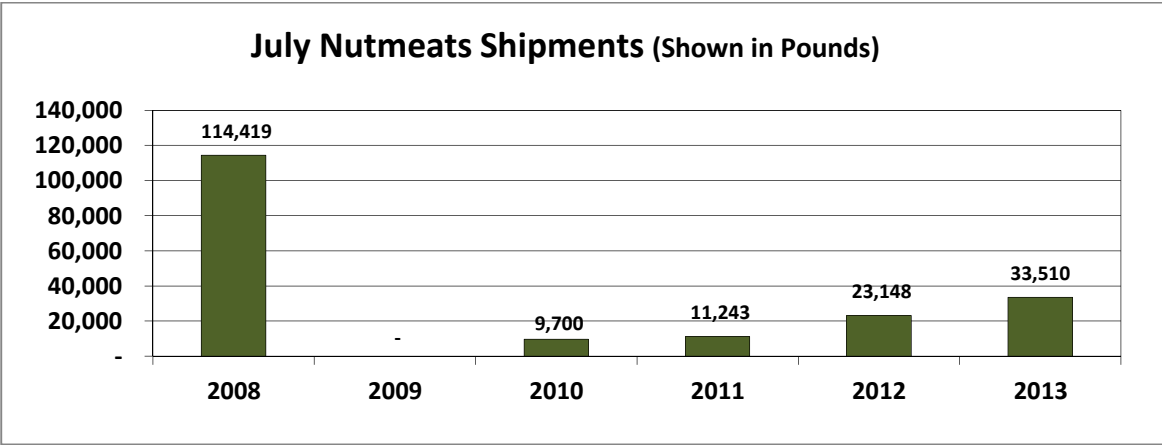
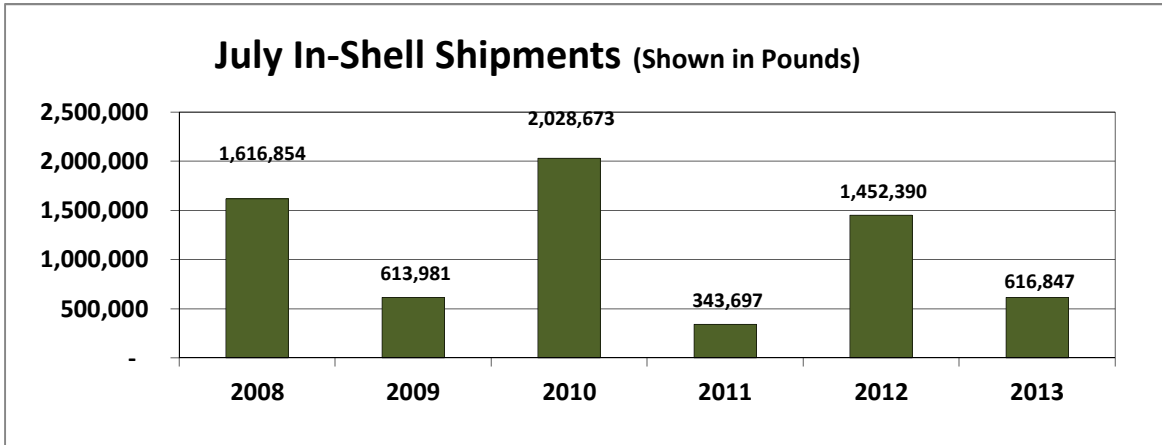




# PECAN EXPORT REPORT

Prepared for members of the National Pecan Shellers Association  
 from raw data obtained from the USDA Foreign Agricultural Service  
 Countries Included: China, Hong Kong, Vietnam

## Monthly Comparison

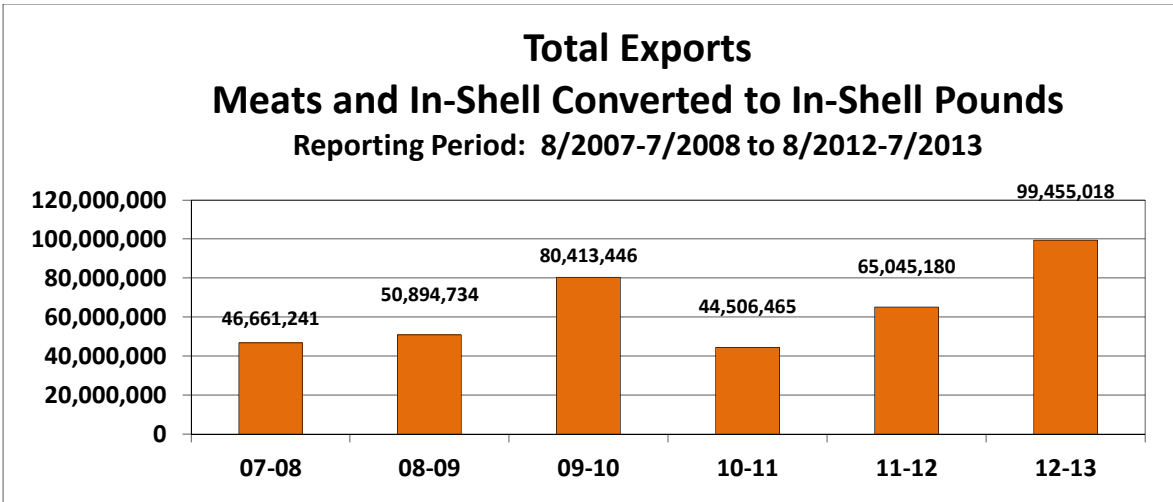
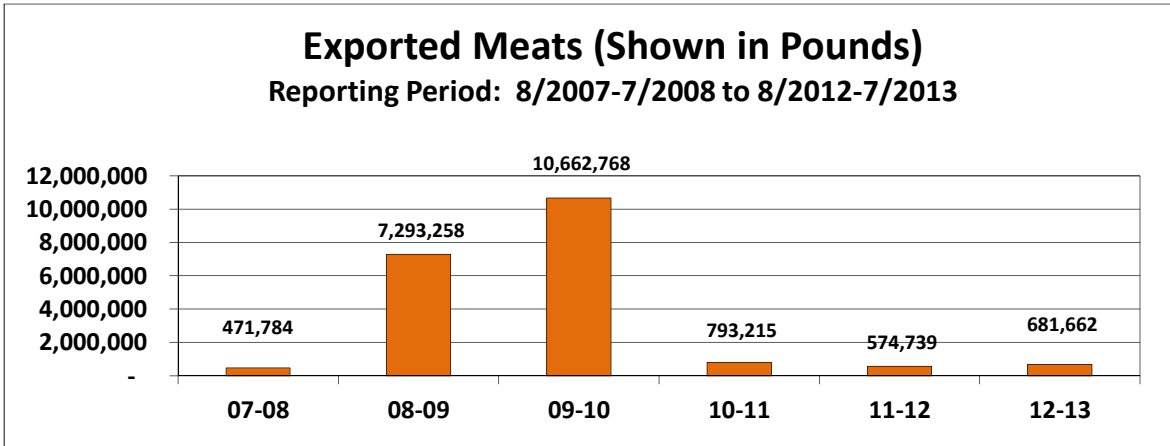
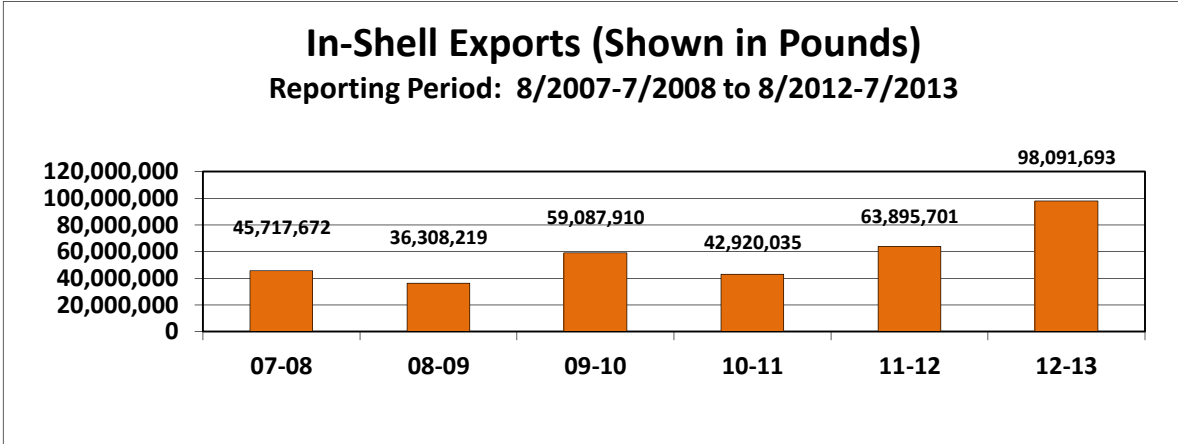




# PECAN EXPORT REPORT

Prepared for members of the National Pecan Shellers Association  
 from raw data obtained from the USDA Foreign Agricultural Service  
 Countries Included: China, Hong Kong, Vietnam

## 12-Month Comparison

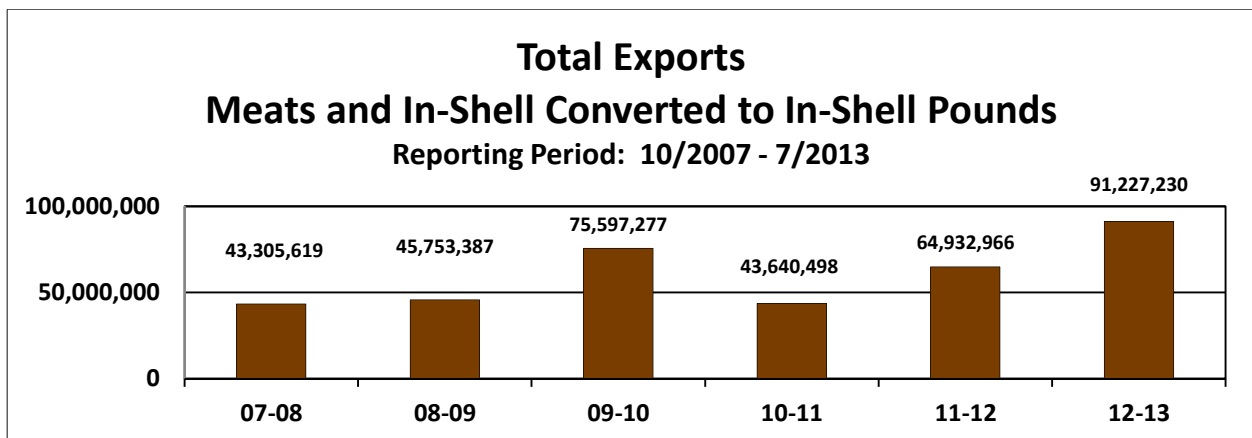
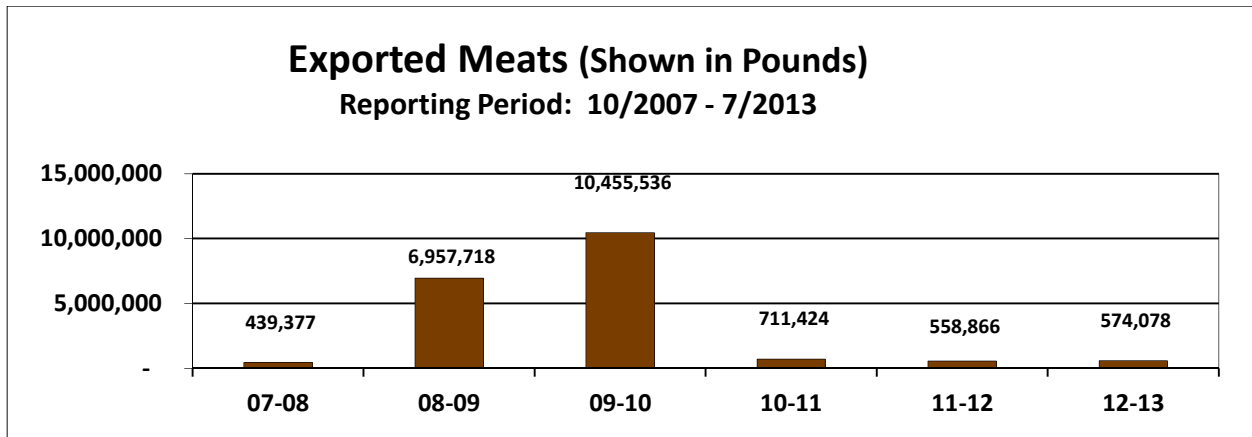
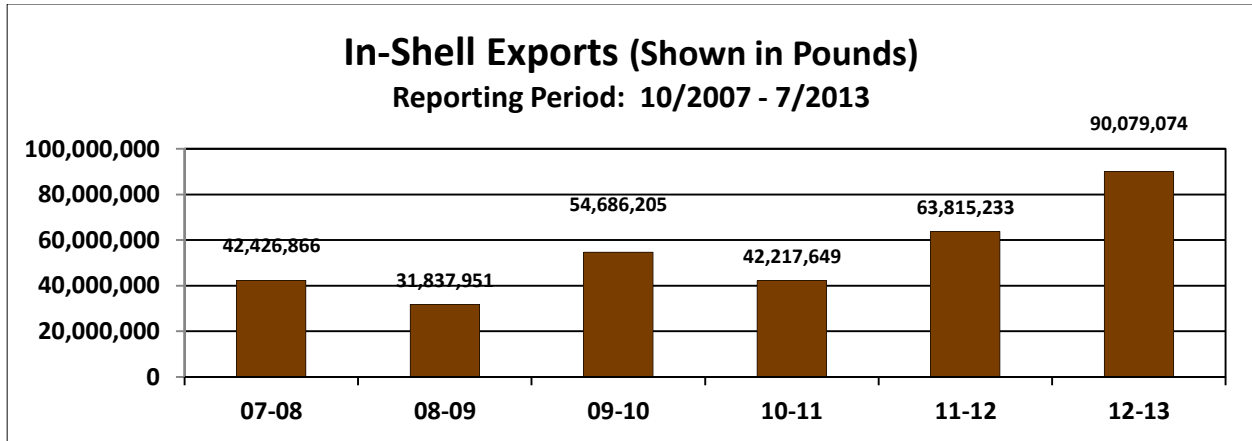




# PECAN EXPORT REPORT

Prepared for members of the National Pecan Shellers Association  
 from raw data obtained from the USDA Foreign Agricultural Service  
 Countries Included: China, Hong Kong, Vietnam

## Crop Year Shipments



# KERNEL EXPORTS

**Monthly Comparison: July**  
**Reporting Period: 7/2008 - 7/2013**

	2008	2009	2010	2011	2012	2013	Period/Period
Country	Qty	Qty	Qty	Qty	Qty	Qty	% Change (Qty)
Canada	808,427	603,840	589,731	523,372	805,781	889,777	10
Mexico	64,374	78,925	107,805	542,993	619,713	575,842	-7
United Kingdom	391,978	269,623	112,435	239,199	592,817	428,354	-28
Netherlands	507,058	484,571	399,033	367,286	339,949	359,129	6
Israel	154,542	278,441	70,106	288,141	72,531	326,722	350
France	120,592	202,603	236,774	120,592	82,452	126,544	54
Italy	24,030	117,285	0	40,565	0	86,200	--
Germany	0	0	0	0	22,487	43,210	92
Norway	0	0	0	35,935	0	34,392	--
Hong Kong	4,630	0	9,700	2,425	661	33,510	4,369
Saudi Arabia	108,025	0	11,464	0	8,818	26,676	204
Taiwan	1,984	12,566	8,598	8,157	0	23,369	--
Australia	0	882	0	1,764	882	7,716	802
Philippines	0	0	661	5,512	5,952	3,748	-36
Korea, South	24,030	5,952	0	50,485	81,350	3,086	-96
Trinidad and Tobago	882	0	0	4,850	661	2,205	280
Japan	36,376	13,889	11,905	26,014	0	1,764	--
Malaysia	0	0	4,409	0	5,952	1,764	-72
Panama	0	0	16,094	3,307	1,764	661	-65
El Salvador	0	0	0	2,866	0	441	--
Equatorial Guinea	0	0	0	0	0	220	--
United Arab Emirates	0	0	7,496	1,323	0	0	--
Bermuda	0	441	0	0	0	0	--
Belgium-Luxembourg	40,565	22,487	44,974	63,052	0	0	--
China	109,789	0	0	8,818	22,487	0	--
Costa Rica	1,543	0	0	0	0	0	--
Denmark	0	0	0	0	11,243	0	--
Greece	0	39,683	0	0	0	0	--
Guatemala	0	0	882	0	0	0	--
Honduras	0	0	0	441	441	0	--
India	0	0	0	0	1,543	0	--
Other Countries	52,469	12,346	15,432	8,818	87,523	0	
<b>Grand Total</b>	<b>2,451,295</b>	<b>2,143,533</b>	<b>1,647,498</b>	<b>2,345,915</b>	<b>2,765,009</b>	<b>2,975,328</b>	<b>8</b>

# KERNEL EXPORTS

## 12-Month Comparison

Reporting Period: 8/2008-7/2008 to 8/2013-7/2013

	2008	2009	2010	2011	2012	2013	Period/Period
Country	Qty	Qty	Qty	Qty	Qty	Qty	% Change (Qty)
Canada	9,180,836	8,348,379	7,992,998	7,931,049	8,691,415	10,256,902	18
United Kingdom	3,684,107	2,790,362	2,471,357	2,824,313	4,499,148	5,382,531	20
Netherlands	5,382,090	4,652,808	5,267,451	5,818,160	5,008,851	5,360,705	7
Mexico	1,778,010	1,587,312	1,844,809	3,840,413	6,827,205	5,209,911	-24
Israel	2,998,917	1,977,967	2,386,700	2,156,981	1,859,801	3,437,192	85
France	2,111,125	1,707,904	1,896,838	1,710,990	1,994,281	1,821,661	-9
Germany	58,863	0	110,891	43,210	264,111	592,156	124
Korea, South	242,065	145,945	214,287	365,743	372,798	430,338	15
Hong Kong	324,297	728,179	712,527	529,545	315,258	364,641	16
Italy	115,742	352,736	165,786	220,460	246,033	318,565	29
China	147,488	6,066,398	9,637,188	41,887	259,481	316,801	22
Belgium-Luxembourg	41,667	195,107	168,652	383,821	345,240	299,385	-13
United Arab Emirates	36,155	116,403	96,121	49,604	125,221	227,735	82
Swaziland	0	0	0	0	85,538	220,460	158
Japan	337,965	322,753	375,223	322,753	431,881	207,453	-52
Saudi Arabia	127,646	26,455	37,037	76,941	64,154	205,248	220
Spain	92,593	75,838	65,477	90,830	144,622	182,761	26
Australia	5,512	882	7,937	306,439	62,831	162,038	158
Kuwait	82,232	52,469	95,900	79,586	46,738	152,999	227
Norway	113,096	125,001	58,863	116,403	70,327	144,401	105
Switzerland	121,473	63,052	44,092	85,098	197,532	142,417	-28
Russia	0	0	33,510	137,567	63,052	111,994	78
Taiwan	46,297	219,578	95,239	127,426	100,750	108,025	7
Lebanon	40,785	24,251	40,785	21,826	113,537	98,766	-13
Estonia	0	0	0	48,060	46,958	95,900	105
Lithuania	0	0	0	0	0	80,909	--
New Zealand	7,937	0	0	0	0	68,122	--
Singapore	220	5,071	5,291	19,400	50,926	55,776	9
Peru	0	0	0	0	14,771	53,792	266
Sweden	0	6,614	24,030	40,565	100,750	43,651	-57
Trinidad and Tobago	77,602	7,055	30,423	57,540	27,558	42,549	54
Other countries	423,063	1,488,546	1,269,409	761,469	325,399	161,377	
<b>Grand Total</b>	<b>27,577,782</b>	<b>31,087,065</b>	<b>35,148,820</b>	<b>28,208,077</b>	<b>32,756,167</b>	<b>36,357,161</b>	<b>11</b>

# KERNEL EXPORTS

## Crop Year Shipments

Reporting Period: 10/2008 - 7/2013 (Shown in Pounds)

	2008	2009	2010	2011	2012	2013	Period/Period
Country	Qty	Qty	Qty	Qty	Qty	Qty	% Change (Qty)
Canada	7,606,090	6,489,461	6,639,373	6,627,469	7,063,979	8,099,921	15
Netherlands	4,615,110	3,917,354	4,606,732	5,003,340	4,092,399	4,753,118	16
United Kingdom	3,137,807	2,254,644	1,804,906	2,397,503	3,634,944	4,528,248	25
Mexico	1,487,444	1,432,108	1,721,793	3,550,949	6,103,656	3,856,507	-37
Israel	2,655,882	1,459,445	2,027,791	1,922,852	1,363,325	3,320,569	144
France	1,791,678	1,378,757	1,612,665	1,598,335	1,643,970	1,598,335	-3
Germany	22,707	0	65,918	43,210	222,885	568,125	155
Korea, South	227,074	63,933	197,753	341,272	345,020	408,733	18
Hong Kong	316,140	723,991	531,970	447,754	305,998	306,880	--
China	123,458	5,735,046	9,610,513	41,887	252,868	267,198	6
Belgium-Luxembourg	40,565	195,107	157,408	361,334	255,072	258,820	1
Italy	115,742	304,896	165,786	196,430	246,033	253,970	3
United Arab Emirates	33,951	57,099	85,979	45,635	125,001	207,012	66
Saudi Arabia	127,646	26,455	30,864	56,438	62,611	184,966	196
Spain	68,563	75,838	65,477	90,830	73,634	182,761	148
Japan	316,140	300,267	319,447	308,644	384,482	170,636	-56
Kuwait	82,232	52,469	91,932	79,586	46,076	151,676	229
Swaziland	0	0	0	0	85,538	148,590	74
Switzerland	80,909	22,487	44,092	85,098	197,532	122,355	-38
Australia	5,512	882	7,937	169,754	54,233	115,301	112
Norway	78,704	86,200	58,863	83,995	70,327	109,128	55
Taiwan	39,242	203,926	91,491	110,891	88,184	108,025	23
Lebanon	40,785	24,251	40,785	21,826	111,112	98,766	-11
Russia	0	0	33,510	41,006	55,997	89,948	61
Lithuania	0	0	0	0	0	80,909	--
Estonia	0	0	0	48,060	46,958	72,090	53
Peru	0	0	0	0	14,771	53,792	266
Singapore	0	5,071	5,071	19,400	50,706	49,824	-2
Sweden	0	6,614	24,030	40,565	100,750	43,651	-57
Malaysia	7,496	7,275	11,905	15,212	8,598	40,124	361
New Zealand	882	0	0	0	0	33,069	--
All Other Countries	459,439	968,040	992,511	540,127	337,524	202,603	0
<b>Grand Total</b>	<b>23,481,195</b>	<b>25,791,615</b>	<b>31,046,500</b>	<b>24,289,401</b>	<b>27,444,184</b>	<b>30,485,650</b>	<b>11</b>